

California High School Rodeo Association
Challenge of Champions Rodeo
March 15, 16, 17, 2024

Dear 2024 Challenge of Champions Qualifiers and Parents,

Congratulations on your qualification of the 2024 California High School Rodeo Association (CHSRA) Challenge of Champions Rodeo in Plymouth, CA. The events that you qualified for are provided by your district secretary. Please contact your district secretary with any questions you may have. Your district secretary will be your point of reference.

Please print and read this full entry packet and all of the information related to entries and the rodeo in general. This important step will help you understand the details, deadlines and requirements which will save you time, additional fees and duplicated entries. Forgetting to enter an event or reserve stalls, camping etc. will cause you to incur additional transactions with additional fees which will not be reimbursed. Most all questions regarding Challenge of Champions can be answered by reading and referring to the informational packet.

Entries for Challenge of Champions will only be taken through the entry link. All entries, stalling and payments will only be accepted via the online entry. The link to enter will be emailed to you from your district secretary and will be available on the CHSRA website, www.CHSRA.com. Entries will open Monday, February 12 through Friday, February 16 at 8:00 PM. Late entries will be accepted until February 17, 2024 at 8:00 pm with a \$100 late fee.

In addition to entering online, you are required to submit the following signed documents via the [GOOGLE FORM](#) on or before February 23, 2024.

1. Grade Verification/Medical Release/Concussion Protocol
2. Most recent ORIGINAL Report Card (no screen shots)
3. Amador County Fair Waiver

If these items are not received on or before the deadline OR are incomplete, you will be charged a \$25 fee that will need to be paid at check-in.

Congratulations again. I look forward to seeing you in Plymouth!

Sincerely,
Jennifer Fleming
CHSRA State Secretary
secretarychsra@gmail.com
805-441-2121

Documents Included in this Information Packet

1. Rodeo Information At-A-Glance
2. Rodeo Schedule
3. Grade Verification/Medical Release/Concussion Protocol (upload signed form)
4. Heads-Up Concussion Information Flyer
5. Amador Release of Liability (upload signed form)
6. Lodging Information

Information At-A-Glance

Rodeo Location:

Amador County Fairgrounds, 18621 Sherwood Street, Plymouth, CA 95669

Rodeo Entry Procedures

Entries open February 12 and close on February 16 (8:00 pm). (Late entries are accepted through February 17 at 8:00 pm (with a \$100 late fee.)

- Payments must be made at the time of entry with either Visa or MasterCard
- You must have your membership number to enter. If you are entering team roping, you must also have your partner's number
- Make sure that you receive a CONFIRMATION NUMBER after you submit your payment
- If you would like to be a student event director, please fill in the box at the top of the entry form. **You must be entered in the event to nominate yourself**

Required Documents

You are required to submit the following signed documents along with your report card via Google Forms on or before February 23, 2024. You will be charged \$25 for any late, missing or incomplete paperwork

- Grade Verification/Medical Release/Concussion Protocol (Signed and stamped by school)
- Most Recent ORIGINAL Report Card
- Amador Release of Liability

Rodeo Check-In (Refer to the full rodeo schedule with in the information packet) You must check in at the first check in after you arrive-Say "Luke Branquinho" when you check in for a raffle ticket at check in

Check In Schedule:

Thursday, March 14, 6-7 pm

Friday, March 15, 6-6:45 am (cutters must be checked in by 6:45 am)

11 am-2:00 pm (Reined Cow Horse contestants check in by NOON)

Saturday, March 17, 10:00-11:00 am

- Contestants are required to show membership card at check in. Make sure to have a printed copy or downloaded to your phone. (Can be found on you NHSRA MMS portal)
- Contestants must wear their district vest while checking in at the rodeo.

Stalls

- Stalls are mandatory. You may only reserve the number of stalls as events you qualified for. ****Districts will be assigned a limited number of haze horse and turn back horse stalls, names must be provided prior to entries opening****
- You must pay for your stalls at the time of entry (bottom of entry form). No portable pen or tie outs allowed. Requests cannot be guaranteed, and must be listed on the entry form
- You MAY NOT RESEVERE EXTRA STALLS

Camping

There are limited hookups, no reserving spots. FIRST COME, FIRST SERVE, and this year there is a facility fee, not a camping fee.

CHSRA rents the grounds starting on Thursday, if you arrive before that, expect to pay the fairgrounds directly for overnight camping and stalling.

Admission

Admission is \$10 per performance at the gate. You may prepay for buttons on your entry form. Buttons are \$15 each, and will get you in to ALL performances. Buttons will be sold on the entry only. They will not be available to purchase at the rodeo. Contestants DO NOT NEED to purchase buttons

Automobiles/Trucks on Rodeo Grounds Property

ONLY licensed drivers are allowed to operate registered vehicles on the grounds. Unlicensed drivers are NOT allowed to drive on the grounds for any reason. If unlicensed drivers are observed driving anywhere on the property, they run the risk of back number revocation and rodeo disqualification. Please drive slowly everywhere on the grounds. **NO PERSONAL ELECTRIC/GAS VEHICLES ARE ALLOWED.** If you or a family member are riding one, your back number will be taken and you will be disqualified

Adult Supervision

All members must be accompanied by a parent or guardian, regardless of contestant's age. Name and phone number of adult responsible for contestant must be on file with the secretary. If parent or guardian will not be in attendance, documentation for power of medical decision must be on file with the secretary also.

Dress Code

Please be aware of the areas where full western attire is required for both contestants and associate members, as dress code will be enforced per CHSRA and NHSRA expectations and rules.

- Contestants must be in rodeo attire during the rodeo whether in the arena or in the grandstands.
- Associate members must be in rodeo attire when helping contestant in or near the arena. If in doubt, BE IN DRESS CODE
- All contestants are required to wear their district vest and rodeo back numbers AT ALL TIMES, whether at the fairgrounds or in the community.

Mandatory Grand Entry

All districts must participate in Grand Entry and all Queens are required to attend Challenge of Champions

Mandatory Ground Rules Meeting

Friday, March 15, 2024 at 4:30 pm in the grandstands.

- Contestants are required to attend (in full dress code, including cowboy boots)
- Parents are encouraged to attend
- Adult event directors and personnel will be introduced



California High School Rodeo Association
2024 Challenge of Champions Rodeo Schedule of Events
Plymouth, CA at the Amador County Fairgrounds

Thursday, March 14, 2024

6:00-7:30 pm Check in @ Rodeo Office
Membership Card and Vest REQUIRED

Friday, March 15, 2024

6:00-6:45 am Check in

7:00 am Cutting – Girls Go First

Cutting Finals- Top Ten Short Go, Immediately following 1st Go

1:00 pm Mandatory Staff Meeting (judges, event directors, arena directors, stock contractors, event help)

2:00 pm Reined Cow Horse 1st Go

2:00 pm-4:00 pm Check In

****All contestants up Friday MUST be checked in by 4:00pm****

4:30 pm Mandatory Contestant Ground Rules Meeting and Equipment Check in Grandstands

****Parents welcomed and encouraged to attend**

****Adult and Student Event directors and personnel will be introduced**

6:00 pm –Grand Entry-- First Rodeo Performance

9:00 pm Dummy Roping Jackpot-Spur Building

Saturday, March 16, 2024

8:00 am Reined Cow Horse Short Go

10:00 am -11:00 am FINAL CHECK IN FOR SATURDAY CONTESTANTS

10:00 am State Board Meeting, Spur Building

2:00 pm Rough Stock Saturday only contestants, Check with judge behind Chutes

2:30 pm --Grand Entry—Second Rodeo Performance

8:00 pm Cowboy HoCo, Spur Building

Sunday, March 17, 2024-Wear Green

9:00 am Cowboy Church, grandstands if weather permits

10:30 Dummy Roping

12:00 Noon Challenge of Champions Short Go (Top Ten)

--Help needed in Arena to take banners down immediately after performance ends—

Awards Ceremony approximately 60 minutes after end of performance (once banners are down)

Awards in Pokerville Hall

****Subject to change****



Contestant Name Membership #H-CA-000 District

Address, City State Phone #

School Attending, Address, Phone

I certify that this student meets National High School Rodeo Association’s GRADE AND CONDUCT qualifications. Student must be in good standing with school and eligible to participate in school’s extra-curricular activities(Current grade and conduct requirement only) AND CHSRA requirements: **Student has at least a 2.0 GPA as of the latest grading period** (covering 5 or more weeks) including a **quarter, semester or progress reports** sent home that are generated with all current grades and mailed to all students. No “Walk Around” grades accepted. **NOTE: Students must be in good standing; not ruled undesirable for misconduct at school.**

Signature of Principal or Counselor Position/Title Date School stamp or seal(required)

“We, the parents or guardians of: _____ (name of contestant) give the Sutter Amador Health Center and the physicians on the medical staff of the hospital permission to administer NECESSARY EMERGENCY treatment for injuries he or she may incur while participating in the California High School Rodeo, Challenge of Champions Rodeo. We understand that each contestant must be and is covered by medical insurance. We hereby release the Sutter Amador Health Center, physicians on the medical staff from all liability except for negligence. We the Undersigned also do hereby release and discharge the California High School Rodeo Association, its officers, agents and employees from any and all claims, demands, damages, suits, actions or causes of actions which may or can be suffered by said son or daughter while participating in the said High School Rodeo. This release is full and complete and is not contingent upon any act, work or deed by either the undersigned or the sponsoring bodies and individuals of said rodeo.

We have received and read the Heads-Up Concussion Information Sheet included in contestant packet.

Signed: _____ Date _____
(Parent or guardian must sign, regardless of age of contestant.)

Signed: _____ Date _____
Contestant Signature

This form must be signed, dated, have school stamp or seal and uploaded to Google Form
This document must be uploaded on or before February 23, 2024

CONCUSSION INFORMATION SHEET


This sheet has information to help protect your children or teens from concussion or other serious brain injury. Use this information at your children's or teens' rodeo, events and practices to learn how to spot a concussion and what to do if a concussion occurs.



**HEADS UP
CONCUSSION**

WHAT IS A CONCUSSION?

A concussion is a type of traumatic brain injury—or TBI—caused by a bump, blow, or jolt to the head or by a hit to the body that causes the head and brain to move quickly back and forth. This fast movement can cause the brain to bounce around or twist in the skull, creating chemical changes in the brain and sometimes stretching and damaging the brain cells.



HOW CAN I SPOT A POSSIBLE CONCUSSION?

Children and teens who show or report one or more of the signs and symptoms listed below—or simply say they just “don’t feel right” after a bump, blow, or jolt to the head or body—may have a concussion or other serious brain injury.

SIGNS OBSERVED BY PARENTS, DIRECTORS OR JUDGES

- Appears dazed or stunned.
- Forgets their turn, is confused about the rodeo or is unsure of an event, time, or score.
- Moves clumsily.
- Answers questions slowly.
- Loses consciousness (even briefly).
- Shows mood, behavior, or personality changes.
- Can’t recall events prior to or after a hit or fall.

SYMPTOMS REPORTED BY CHILDREN AND TEENS

- Headache or “pressure” in head.
- Nausea or vomiting.
- Balance problems or dizziness, or double or blurry vision.
- Bothered by light or noise.
- Feeling sluggish, hazy, foggy, or groggy.
- Confusion, or concentration or memory problems.
- Just not “feeling right,” or “feeling down.”

WHAT ARE SOME MORE SERIOUS DANGER SIGNS TO LOOK OUT FOR?

In rare cases, a dangerous collection of blood (hematoma) may form on the brain after a bump, blow, or jolt to the head or body and can squeeze the brain against the skull. Call 9-1-1 or take your child or teen to the emergency department right away if, after a bump, blow, or jolt to the head or body, he or she has one or more of these danger signs:

- One pupil larger than the other.
- Drowsiness or inability to wake up.
- A headache that gets worse and does not go away.
- Slurred speech, weakness, numbness, or decreased coordination.
- Repeated vomiting or nausea, convulsions or seizures (shaking or twitching).
- Unusual behavior, increased confusion, restlessness, or agitation.
- Loss of consciousness (passed out/knocked out). Even a brief loss of consciousness should be taken seriously.

WHAT SHOULD I DO IF MY CHILD OR TEEN HAS A POSSIBLE CONCUSSION?

As a parent, if you think your child or teen may have a concussion, you should:

1. Remove your child or teen from the rodeo.
2. Keep your child or teen out of their events the day of the injury. Your child or teen should be seen by a health care provider and only return to competition with permission from a health care provider who is experienced in evaluating for concussion.
3. Ask your evaluating health care provider for written release instructions for your child or teen return to rodeo competition.

Do not try to judge the severity of the injury yourself. Only a health care provider should assess a child or teen for a possible concussion. Concussion signs and symptoms often show up soon after the injury. But you may not know how serious the concussion is at first, and some symptoms may not show up for hours or days.

The brain needs time to heal after a concussion. A child's or teen's return to rodeo practice and competition should be a gradual process that is carefully managed and monitored by a health care provider.

HOW CAN I HELP KEEP MY CHILDREN OR TEENS SAFE?

Rodeo is a great way for children and teens to stay healthy and can help them do well in school. To help lower your children's or teens' chances of getting a concussion or other serious brain injury, you should:

- Help create a culture of safety for the team.
 - » Teach ways to lower the chances of getting a concussion.
 - » Talk with your children or teens about concussions and ask if they have concerns about reporting a concussion. Talk with them about their concerns; emphasize the importance of reporting concussions and taking time to recover from one.
 - » Ensure that they follow the CHSRA/NHSRA rules for safety and the rules of the sport.
 - » Tell your children or teens that you expect them to practice good sportsmanship at all times.
- When appropriate for their events, teach your children or teens that wearing a helmet can lower the chances of the most serious types of brain or head injury. However, there is no "concussion-proof" helmet. So, even with a helmet, it is important for children and teens to avoid hits to the head.



TO LEARN MORE GO TO >> [cdc.gov/HEADSUP](https://www.cdc.gov/HEADSUP)

JOIN THE CONVERSATION AT

↳ www.facebook.com/CDCHEADSUP

Content Source: CDC's HEADS UP campaign. Customizable HEADS UP fact sheets were made possible through a grant to the CDC Foundation from the National Operating Committee on Standards for Athletic Equipment (NOCSAE).

RELEASE AND WAIVER OF LIABILITY AGREEMENT

I, _____ (Participant), acknowledge that I have voluntarily applied to participate in the following activities at the 26th District Agricultural Association/Amador County Fairgrounds.

Amador County Fairgrounds and California High School Rodeo Association

I AM AWARE THAT THESE ACTIVITIES ARE HAZARDOUS ACTIVITIES, AND I AM VOLUNTARILY PARTICIPATING IN THESE ACTIVITIES WITH KNOWLEDGE OF THE DANGER INVOLVED AND AGREE TO ASSUME ANY AND ALL RISKS OF BODILY INJURY, DEATH OR PROPERTY DAMAGE, WHETHER THESE RISKS ARE KNOWN OR UNKNOWN.

**I VERIFY THIS STATEMENT BY PLACING MY INITIALS HERE: _____
PARENT OR GUARDIAN’S INITIALS (IF UNDER 18): _____**

As consideration for being permitted by the Amador County Fair, the State of California (“State”), the County of Amador (the “County”) and any lessor of the fair premises (“Lessor”), to participate in these activities and use their facilities, I forever release the Fair, the State, the County, the Lessor, any fair affiliated organization, and their respective directors, officers, employees, volunteers, agents, contractors, and representatives (collectively “Releasees”) from any and all actions, claims, or demands that I, my assignees, heirs, distributees, guardians, next of kin, spouse and legal representatives now have, or may have in the future, for injury, death, or property damage, related to (i) my participation in these activities, (ii) the negligence or other acts, whether directly connected to these activities or not, and however caused, by any Releasee, or (iii) the condition of the premises where these activities occur, whether or not I am then participating in the activities. I also agree that I, my assignees, heirs, distributees, guardians, next of kin, spouse and legal representatives will not make a claim against, sue, or attach the property of any Releasee in connection with any of the matters covered by the foregoing release.

I HAVE CAREFULLY READ THIS AGREEMENT AND FULLY UNDERSTAND ITS CONTENTS. I AM AWARE THAT THIS IS A RELEASE OF LIABILITY AND A CONTRACT BETWEEN THE FAIR AND MYSELF, THE STATE, THE COUNTY, THE LESSOR AND/OR THEIR AFFILIATED ORGANIZATIONS AND SIGN IT OF MY OWN FREE WILL.

If signed by Parent or Guardian: I verify that the dangers of the activities and the significance of this Release and Waiver were explained to the Participant and that the Participant understood them.

Executed at _____, California on _____, 20_____.

PARTICIPANT/RELEASOR

PARENT OR GUARDIAN

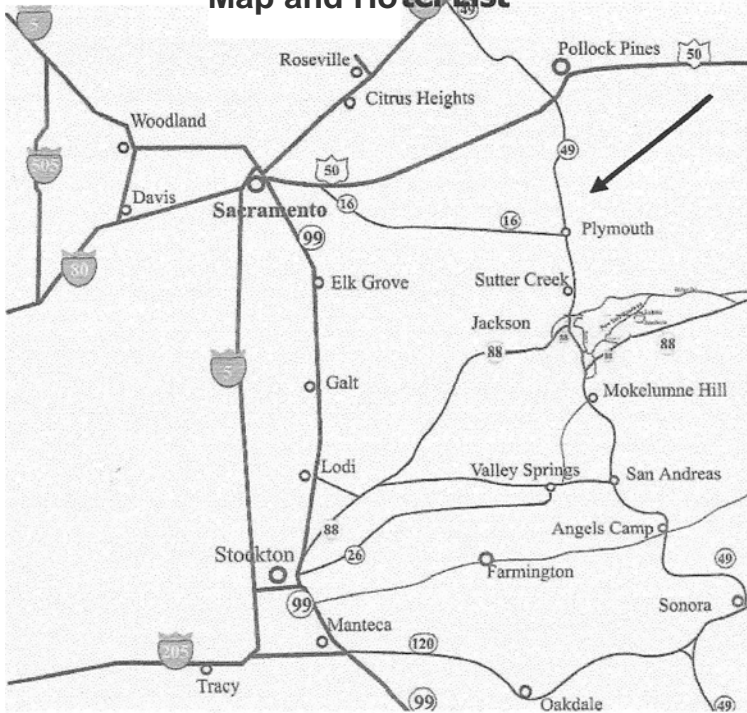
(Signature)

(Signature)

(Address)


(Address)

Map and Hotel List



Far Horizons 49er RV Village And vacation cottages.

18265 Hwy 49 • Plymouth, CA
(209)245-6981 (next to **Fairground!!**)



JACKSON

Jackson Rancheria Casino Hotel & Conference Center- Sponsor of Challenge of Champions

12222 New York Ranch Rd. • Jackson, CA
(800) 822-WINN

Best Western Amador Inn

200 S State Highway 49, Jackson, CA 95642-0758
(209) 223-0211

Offers 117 units, family units, deluxe rooms with gas fireplaces, refrigerator, microwaves, direct dial phone, voice mail. Group/corp. rates, bus parking, pool, cable TV, meeting rooms, adjacent to Denny's, 24 hour restaurant. Special senior and children's menu. Lounge on premises. Banquet room available. Families and groups welcome. Bus parking. 200 So. Hwy 49. 800/543-5221 All major credit cards. No pets

Holiday Inn Express

101 Clinton Rd. • Jackson, CA 95642
800/465-4329 or 209/257-1500

51 spacious rooms, 17 suites, free breakfast bar, fitness center, meeting/conference room.

PLYMOUTH

Shenandoah Inn (Officially the Rodeo Staff hotel) May be a few rooms only available.

17674 Village Dr. Plymouth, CA 95669
(209) 245-4491 or (800)542-4549

Beautiful country setting with 47 well appointed rooms. Executive suite. Conference room. Continental breakfast. Pool/spa. Gateway to the Shenandoah Valley for fine wines. Fairgrounds 1/2 mile. Close to dining & lounge. 11 miles from Rancho Murrieta Equestrian Complex. Major credit cards accepted.

SUTTER CREEK

Kiota Inn

271 Hanford St • Sutter Creek, CA 95685
855-516-1090